


**M A S T E R**

# **PYTHON**

**in 15 Days**



**BASIC → INTERMEDIATE**

**Your Ultimate Guide to Data Science & ML**

# INTRODUCTION AND SETUP

## Aim

Get acquainted with Python and set up the development environment.

## Resources

- Python Official Documentation:  
<https://www.python.org/doc/>
- Codecademy Python Course:  
<https://www.codecademy.com/learn/learn-python-3>

## Example Questions

Q 1: Write a Python program to print "Hello, World!"

Q 2: Calculate the sum of two numbers entered by the user.

Q 3: Convert temperature from Celsius to Fahrenheit.



# Practice Questions

1. Write a Python program to calculate the area of a rectangle given its length and width.
2. Create a program that takes a user's name and age as input and prints a greeting message.
3. Write a program to check if a number is even or odd.
4. Given a list of numbers, find the maximum and minimum values.
5. Create a Python function to check if a given string is a palindrome.
6. Calculate the compound interest for a given principal amount, interest rate, and time period.
7. Write a program that converts a given number of days into years, weeks, and days.
8. Given a list of integers, find the sum of all positive numbers.
9. Create a program that takes a sentence as input and counts the number of words in it.
10. Implement a program that swaps the values of two variables.



# VARIABLES AND DATA TYPES

## Aim

Understand variables and different data types in Python.

## Resources

- W3Schools Python Variables:  
[https://www.w3schools.com/python/python\\_variables.asp](https://www.w3schools.com/python/python_variables.asp)
- Real Python Data Types:  
<https://realpython.com/python-data-types/>

## Example Questions

**Q 1:** Create variables for storing a person's name, age, and average test score.

**Q 2:** Concatenate two strings and print the result.

**Q 3:** Create a list of fruits and access elements using indexing.



# Practice Questions

1. Given a list of numbers, find the sum and average.
2. Create a program that takes a temperature in Celsius and converts it to Kelvin.
3. Implement a program that checks if a given string is a palindrome.
4. Create a function to reverse a given string.
5. Given a list of names, concatenate them into a single string separated by spaces.
6. Write a Python program to check if a given string is a pangram (contains all letters of the alphabet).
7. Calculate the area and circumference of a circle given its radius.
8. Implement a program that converts a given number of minutes into hours and minutes.
9. Create a function to count the number of vowels in a given string.
10. Write a program to check if a number is prime.



# CONTROL FLOW AND LOOPS

## Aim

Learn about conditional statements and loops in Python.

## Resources

- W3Schools Python Conditions: [https://www.w3schools.com/python/python\\_conditions.asp](https://www.w3schools.com/python/python_conditions.asp)
- Real Python Python Loops: <https://realpython.com/python-for-loop/>

## Example Questions

**Q 1:** Write a program that checks if a given number is positive, negative, or zero.

**Q 2:** Create a loop that prints the first 10 even numbers.

**Q 3:** Implement a program that finds the largest number in a list.



# Practice Questions

1. Create a program that takes a year as input and checks if it is a leap year or not.
2. Given a list of integers, find all the even numbers and store them in a new list.
3. Write a Python program to check if a given number is a prime number.
4. Create a program that generates the Fibonacci sequence up to a given number of terms.
5. Given a list of names, print all names starting with the letter 'A'.
6. Implement a program that prints the multiplication table of a given number.
7. Write a program that calculates the factorial of a given number.
8. Create a loop that prints all prime numbers between 1 and 50.
9. Given a list of words, count the number of words with more than five characters.
10. Calculate the sum of digits of a given number.



# FUNCTIONS

## Aim

Understand functions and how to define and call them.

## Resources

- W3Schools Python Functions:  
[https://www.w3schools.com/python/python\\_functions.asp](https://www.w3schools.com/python/python_functions.asp)
- Real Python Defining Functions:  
<https://realpython.com/defining-your-own-python-function/>

## Example Questions

**Q 1:** Write a function to calculate the area of a circle given its radius.

**Q 2:** Create a function to check if a number is prime.

**Q 3:** Implement a function that reverses a given string.





# Practice Questions

1. Given a list of numbers, create a function to find the sum of all positive numbers.
2. Write a Python function to check if a given string is a palindrome.
3. Implement a function that returns the factorial of a given number using recursion.
4. Create a function to find the square of each element in a given list.
5. Write a function to check if a number is even or odd and return "Even" or "Odd" accordingly.
6. Calculate the area of a triangle given its base and height using a function.
7. Create a function that takes a list of strings and returns the list sorted alphabetically.
8. Write a function that takes two lists and returns their intersection (common elements).
9. Implement a function to check if a given year is a leap year or not.
10. Create a function that takes a number as input and prints its multiplication table.



# STRING MANIPULATION

## Aim

Learn about common string operations and formatting.

## Resources

- W3Schools Python Strings: [https://www.w3schools.com/python/python\\_strings.asp](https://www.w3schools.com/python/python_strings.asp)
- Real Python Python String Formatting: <https://realpython.com/python-string-formatting/>

## Example Questions

**Q 1:** Create a program that checks if a given string is a palindrome.

**Q 2:** Write a function to count the number of vowels in a given string.

**Q 3:** Write a function to count the number of vowels in a given string.



# Practice Questions

1. Given a list of words, concatenate them into a single string separated by spaces.
2. Create a function to reverse a given string.
3. Write a program that takes a sentence as input and counts the number of words in it.
4. Implement a function that checks if a given string is a pangram (contains all letters of the alphabet).
5. Given a string, write a function to remove all vowels from it and return the modified string.
6. Write a Python program to find the length of the longest word in a sentence.
7. Create a function that takes a sentence as input and returns the sentence in reverse order.
8. Given a list of names, count the number of names that start with a vowel.
9. Write a function to remove all duplicate characters from a given string.
10. Implement a program that takes a sentence and a word as input and checks if the word is present in the sentence.



# LISTS AND TUPLES

## Aim

Understand lists and tuples in Python and their operations.

## Resources

- W3Schools Python Lists: [https://www.w3schools.com/python/python\\_lists.asp](https://www.w3schools.com/python/python_lists.asp)
- Real Python Lists and Tuples: <https://realpython.com/python-lists-tuples/>

## Example Questions

**Q 1:** Given a list of numbers, find the sum and average using built-in functions.

**Q 2:** Create a list of fruits and add a new fruit to the list.

**Q 3:** Access elements in a tuple using indexing.



# Practice Questions

1. Given two lists of numbers, concatenate them into a single list.
2. Write a program that finds the largest and smallest elements in a list.
3. Implement a function that takes a list of numbers and returns a new list with the squared values.
4. Create a program that finds the common elements between two lists and stores them in a new list.
5. Given a list of words, find the word with the maximum length and its length.
6. Write a Python program to count the occurrences of each element in a given list.
7. Given a list of names, remove all duplicate names and print the unique names.
8. Create a function that takes a list of strings and returns the list sorted by the length of the strings.
9. Write a program that checks if a given list is sorted in ascending order.
10. Implement a function that takes two lists and returns their union (all unique elements from both lists).



# DICTIONARIES AND SETS

## Aim

Understand dictionaries and sets in Python and their operations.

## Resources

- W3Schools Python Dictionaries: [https://www.w3schools.com/python/python\\_dictionaries.asp](https://www.w3schools.com/python/python_dictionaries.asp)
- Real Python Dictionaries and Sets: <https://realpython.com/python-dicts/>

## Example Questions

**Q 1:** Create a dictionary to store information about a person (name, age, address).

**Q 2:** Add a new key-value pair to an existing dictionary.

**Q 3:** Create a set of unique numbers from a list of numbers.






# Practice Questions

1. Given two dictionaries, merge them into a single dictionary.
2. Write a program that finds the most frequent element in a list.
3. Implement a function that removes a key-value pair from a dictionary.
4. Create a program that checks if two sets have any elements in common.
5. Given a list of dictionaries, find the dictionary with the highest value for a specific key.
6. Write a Python program that counts the number of occurrences of each character in a given string using a dictionary.
7. Given two sets, find the union, intersection, and difference between them.
8. Create a function that takes a list of dictionaries and sorts them based on a specified key.
9. Write a program that finds the average value of all the elements in a list of dictionaries.
10. Implement a function that takes a list of strings and returns a set of unique characters present in all strings.



# WHY BOSSCODER?

-  **750+** Alumni placed at Top Product-based companies.
-  More than **136% hike** for every **2 out of 3** working professional.
-  Average package of **24LPA.**

The syllabus is most **up-to-date** and the list of problems provided covers all important topics.

Lavanya  
 Meta



Course is very well structured and streamlined to crack any MAANG company

Rahul  




[EXPLORE MORE](#)





# FILE HANDLING

## Aim

Learn about reading and writing files in Python.

## Resources

- W3Schools Python File Handling: [https://www.w3schools.com/python/python\\_file\\_handling.asp](https://www.w3schools.com/python/python_file_handling.asp)
- Real Python Read and Write Files: <https://realpython.com/read-write-files-python/>

## Example Questions

**Q 1:** Write a program that reads a text file and prints its contents.

**Q 2:** Create a new text file and write some content into it.

**Q 3:** Read a CSV file and process its data.



# Practice Questions

1. Write a Python program to copy the contents of one text file into another.
2. Given a CSV file with student names and scores, find the student with the highest score.
3. Implement a program that reads a text file and counts the number of words and lines in it.
4. Create a function that takes a list of sentences and writes them to a new text file, each on a new line.
5. Given a CSV file with employee details (name, age, salary), calculate the average salary of all employees.
6. Write a program that reads a CSV file and finds the total sales revenue for a specific product.
7. Given a text file with a list of numbers, write a function that finds the sum of all numbers in the file.
8. Implement a program that reads a CSV file and generates a bar chart to represent the data using Matplotlib.
9. Write a function that reads a JSON file and extracts specific information from it.
10. Given a CSV file with temperature data for each day of the week, find the average temperature for each day.



# OBJECT-ORIENTED PROGRAMMING (OOP)

## Aim

Introduce Object-Oriented Programming (OOP) concepts in Python.

## Resources

- W3Schools Python Classes: [https://www.w3schools.com/python/python\\_classes.asp](https://www.w3schools.com/python/python_classes.asp)
- Real Python Python OOP: <https://realpython.com/python3-object-oriented-programming/>

## Example Questions

- Q 1:** Create a class to represent a basic calculator with add, subtract, multiply, and divide methods.
- Q 2:** Create a class to represent a book with attributes like title, author, and publication year.
- Q 3:** Define a class for a Circle with methods to calculate its area and circumference.



# Practice Questions

1. Create a class to represent a Student with attributes like name, age, and grades.
2. Given a CSV file with employee details (name, position, salary), create a class to represent an Employee.
3. Implement a program that simulates a basic bank account using a BankAccount class.
4. Write a Python program that uses a Rectangle class to calculate the area and perimeter of a rectangle.
5. Create a class to represent a Car with attributes like make, model, and year.
6. Given a JSON file with customer data, create a Customer class to store and manipulate the data.
7. Write a program that uses a Person class to keep track of a person's name, age, and address.
8. Implement a program that uses a Circle class to calculate the area and circumference of multiple circles.
9. Given a CSV file with product details (name, price, quantity), create a Product class to manage the data.
10. Create a class to represent a Movie with attributes like title, director, and rating.



# INHERITANCE AND ENCAPSULATION

## Aim

Understand inheritance and encapsulation in Object-Oriented Programming.

## Resources

- W3Schools Python Inheritance: [https://www.w3schools.com/python/python\\_inheritance.asp](https://www.w3schools.com/python/python_inheritance.asp)
- Real Python Inheritance and Composition: <https://realpython.com/inheritance-composition-python/>

## Example Questions

**Q 1:** Create a base class `Animal` with a method `sound()` and create derived classes `Dog` and `Cat` with their own `sound()`.

**Q 2:** Implement a class hierarchy to represent different types of vehicles (`Car`, `Bike`) with their own attributes and methods.

**Q 3:** Create a class `Person` with private attributes and define methods to get and set the values of those attributes.



# Practice Questions

1. Create a base class Shape with methods to calculate area and perimeter, and derive classes Circle and Square.
2. Implement a class hierarchy to represent different types of employees (Manager, Engineer) with their attributes.
3. Write a Python program that uses inheritance to represent a hierarchy of shapes (Triangle, Rectangle, etc.).
4. Create a class hierarchy to represent different types of animals (Bird, Fish) with their own attributes and methods.
5. Given a JSON file with product details (name, price, quantity), create a Product class with encapsulated attributes.
6. Implement a program that uses inheritance to represent a hierarchy of vehicles (Car, Bike, Truck, etc.).
7. Write a Python program that uses encapsulation to protect sensitive information in a User class.



## Practice Questions

8. Create a class hierarchy to represent different types of electronics (Phone, Laptop) with their attributes.
9. Given a CSV file with employee details (name, position, salary), create an Employee class with private attributes.
10. Implement a program that uses inheritance to represent a hierarchy of shapes (Circle, Triangle, Rectangle, etc.).



# NUMPY

## Aim

Introduction to NumPy for numerical computing in Python.

## Resources

- NumPy Official Website: <https://numpy.org/>
- NumPy Quickstart Tutorial: <https://numpy.org/doc/stable/user/quickstart.html>

## Example Questions

- Q 1:** Create a NumPy array from a Python list and perform basic operations like addition, multiplication, etc.
- Q 2:** Generate a NumPy array of random numbers and calculate its mean, median, and standard deviation.
- Q 3:** Create a NumPy array and reshape it into a different shape.





# Practice Questions

1. Given a list of numbers, create a NumPy array and find the sum and product of its elements.
2. Implement a program that generates a NumPy array with numbers from 0 to 9 and reshapes it into a 3×3 matrix.
3. Write a Python program that uses NumPy to find the mean, median, and standard deviation of a dataset.
4. Create a function that takes a list of numbers and returns the NumPy array sorted in ascending order.
5. Given a list of lists, create a 2D NumPy array and find the sum of elements in each row and column.
6. Implement a program that generates a random NumPy array and finds the maximum and minimum values.
7. Write a function that takes a NumPy array and returns a new array with all elements squared.
8. Given a NumPy array, calculate the dot product of the array with itself.
9. Create a program that uses NumPy to calculate the inverse of a 2×2 matrix.
10. Implement a function that takes a NumPy array and returns the transpose of the array.



# PANDAS

## Aim

Introduction to Pandas for data manipulation and analysis in Python.

## Resources

- Pandas Official Website: <https://pandas.pydata.org/>
- Pandas Getting Started: [https://pandas.pydata.org/docs/getting\\_started/index.html](https://pandas.pydata.org/docs/getting_started/index.html)

## Example Questions

- Q 1:** Create a Pandas Series from a Python list and perform basic operations like filtering, sorting, etc.
- Q 2:** Read a CSV file into a Pandas DataFrame and perform basic data manipulation operations.
- Q 3:** Create a Pandas DataFrame from a dictionary and perform filtering and grouping operations.



# Practice Questions

1. Given a CSV file with student details, read it into a Pandas DataFrame and find the average age of students.
2. Implement a program that generates a Pandas Series with dates and filter it to get dates in a specific range.
3. Write a Python program that uses Pandas to read a CSV file and find the maximum and minimum values in each column.
4. Create a function that takes a Pandas DataFrame and returns a new DataFrame with rows sorted in ascending order.
5. Given a Pandas DataFrame, filter the rows to include only the rows where a specific column meets a condition.
6. Implement a program that reads a CSV file into a Pandas DataFrame and calculates the sum of a specific column.
7. Write a function that takes a Pandas DataFrame and adds a new calculated column to the DataFrame.
8. Given a Pandas DataFrame, group the data by a specific column and calculate the mean of another column.
9. Create a program that reads a JSON file into a Pandas DataFrame and extracts specific information from it.
10. Implement a function that takes a Pandas DataFrame and returns the transpose of the DataFrame.



# DATA VISUALIZATION WITH MATPLOTLIB AND SEABORN

## Aim

Learn how to create data visualizations using Matplotlib and Seaborn in Python.

## Resources

- Matplotlib Official Website: <https://matplotlib.org/>
- Seaborn Official Website: <https://seaborn.pydata.org/>

## Example Questions

- Q 1:** Create a simple line plot using Matplotlib to visualize a series of data points.
- Q 2:** Generate a scatter plot using Matplotlib to visualize the relationship between two variables.
- Q 3:** Create a bar plot using Seaborn to compare the categories in a dataset.



# Practice Questions

1. Given a Pandas DataFrame, create a line plot to visualize the trend of a specific column over time.
2. Implement a program that generates a histogram using Matplotlib to visualize the distribution of data.
3. Write a Python program that uses Seaborn to create a scatter plot matrix for multiple variables in a DataFrame.
4. Create a function that takes a Pandas DataFrame and generates a box plot to visualize the distribution of data.
5. Given a CSV file with sales data, use Matplotlib to create a bar plot to compare the sales of different products.
6. Implement a program that reads a JSON file into a Pandas DataFrame and uses Seaborn to create a violin plot.
7. Write a function that takes a Pandas DataFrame and generates a pair plot to visualize the relationships between variables.



# Practice Questions

8. Given a Pandas DataFrame, create a pie chart using Matplotlib to visualize the distribution of data in a specific column.
9. Create a program that reads a CSV file into a Pandas DataFrame and uses Seaborn to create a swarm plot for data visualization.
10. Implement a function that takes a Pandas DataFrame and generates a heatmap using Seaborn to visualize the correlation between variables.



# DATA CLEANING AND PREPROCESSING

## Aim

Learn how to clean and preprocess data for analysis in Python.

## Resources

- Data Cleaning with Python and Pandas: <https://realpython.com/python-data-cleaning-numpy-pandas/>
- Data Preprocessing with Scikit-Learn: <https://scikit-learn.org/stable/modules/preprocessing.html>

## Example Questions

**Q 1:** Remove missing values from a Pandas DataFrame.

**Q 2:** Convert categorical variables into numerical values using Label Encoding.

**Q 3:** Scale numerical features using Min-Max Scaling.



# Practice Questions

1. Given a Pandas DataFrame, remove duplicate rows and reset the index of the DataFrame.
2. Implement a program that reads a CSV file into a Pandas DataFrame and handles missing values using Imputation.
3. Create a function that takes a Pandas DataFrame and converts text data into numerical values using One-Hot Encoding.
4. Given a Pandas DataFrame, normalize the numerical features using Z-Score Normalization.
5. Write a Python program that uses Scikit-Learn to perform data standardization on a dataset.
6. Implement a program that reads a JSON file into a Pandas DataFrame and handles outliers using Winsorization.
7. Create a function that takes a Pandas DataFrame and removes irrelevant features using Feature Selection techniques.





# Practice Questions

8. Given a CSV file with customer details, preprocess the data for further analysis (e.g., handle missing values, scale features).
9. Write a Python program that uses Scikit-Learn to perform data transformation using PCA (Principal Component Analysis).
10. Implement a function that takes a Pandas DataFrame and performs data discretization on a numerical feature.



# MACHINE LEARNING BASICS

## Aim

Introduction to the basics of Machine Learning in Python.

## Resources

- Scikit-Learn Official Website: <https://scikit-learn.org/stable/>
- Machine Learning Basics: [https://scikit-learn.org/stable/getting\\_started.html](https://scikit-learn.org/stable/getting_started.html)

## Example Questions

**Q 1:** Split data into training and testing sets using Scikit-Learn.

**Q 2:** Train a Linear Regression model using Scikit-Learn.

**Q 3:** Evaluate the performance of a model using accuracy score.






# Practice Questions

1. Given a CSV file with data about customers (features) and their churn status (target), split the data into training and testing sets.
2. Implement a program that uses Scikit-Learn to train a Decision Tree classifier on a dataset.
3. Write a Python program that uses Scikit-Learn to perform k-fold cross-validation on a dataset.
4. Create a function that takes a Pandas DataFrame and trains a Random Forest classifier on the data.
5. Given a CSV file with data about student scores (features) and their grades (target), split the data into training and testing sets.
6. Implement a program that uses Scikit-Learn to train a Support Vector Machine (SVM) classifier on a dataset.
7. Write a Python program that uses Scikit-Learn to perform hyperparameter tuning using Grid Search on a dataset.
8. Create a function that takes a Pandas DataFrame and trains a k-nearest neighbors (KNN) classifier on the data.
9. Given a CSV file with data about housing prices (features) and their labels (target), split the data into training and testing sets.
10. Implement a program that uses Scikit-Learn to train a Naive Bayes classifier on a dataset.



# WHY BOSSCODER?

-  **750+** Alumni placed at Top Product-based companies.
-  More than **136% hike** for every **2 out of 3** working professional.
-  Average package of **24LPA.**

The syllabus is most **up-to-date** and the list of problems provided covers all important topics.

Lavanya  
 Meta



Course is very well structured and streamlined to crack any MAANG company

Rahul  




[EXPLORE MORE](#)